



Prifysgol Cymru
University of Wales

Y BYD YW EIN CAMPWS
THE WORLD IS OUR CAMPUS

Online Library Guide:

Oxford **Art** Online

CONTENTS

1.	INTRODUCTION.....	2
2.	DESCRIPTION AND COVERAGE.....	2
3.	HOW TO ACCESS <i>OXFORD ART ONLINE</i>	3
4.	HOW TO SEARCH.....	3
4.1.	BASIC SEARCH	3
4.2.	ADVANCED SEARCH	4
5.	SEARCH RESULTS.....	5
5.1.	ARTICLES	6
5.2.	IMAGES	7
6.	BROWSE	8
6.1.	BROWSE SPECIFIC PUBLICATION	10
6.2.	BROWSE <i>GROVE ART ONLINE</i>	10
7.	SEARCH TIPS.....	10
8.	OTHER FEATURES OF <i>OXFORD ART ONLINE</i>	11
8.1.	CROSS-REFERENCES	11
8.2.	PRINTING.....	11
8.3.	SENDING AN EMAIL LINK	11
8.4.	CITING AN ARTICLE	11
9.	HELP	12

1. Introduction

This Guide is provided to help you use all the features of *Oxford Art Online*, and provides you with a description of the contents, and brief instructions on how to log in, search and browse, print and email articles and results lists, and cite references.

2. Description and coverage

Oxford Art Online allows users to access and cross-search multiple Oxford Art reference titles in one location. The works currently included in our subscription are:

- *Grove Art Online*
- *The Oxford Companion to Western Art*
- *The Encyclopedia of Aesthetics*
- *The Concise Oxford Dictionary of Art Terms*

Grove Art Online is a scholarly art encyclopedia covering all aspects of Western and non-Western visual art. It includes the full text of *The Dictionary of Art*, (Editor Jane Turner, 1996 - 34 volumes), containing more than 45,000 articles, and more than 21,000 biographies, from 120 countries. *Grove Art Online* is regularly updated and all new content continues to be written and peer reviewed by scholars and specialists. Since 2005, *Grove Art Online* has included images of the most frequently studied works of art. Through partnerships with major organizations such as the Metropolitan Museum of Art, the British Museum, the Museum of Modern Art (MOMA), Art Resource, Art Images for College Teaching (AICT), and numerous international galleries and individual artists, *Grove Art Online* offers over 5,000 searchable and embedded art images, maps, and line drawings. The resource also provides over 40,000 editorially selected image links to museums and galleries around the world.

The Oxford Companion to Western Art (Editor Hugh Brigstocke, 2001) contains more than 2,600 entries, and provides coverage of over 1,700 artists and their work. In addition this publication lists all relevant museums and galleries under the city of their location, such as Barcelona and Moscow.

Encyclopedia of Aesthetics (Editor Michael Kelly, 1998) is an English-language reference work devoted solely to the exploration of this subject. Featuring more than 600 articles by more than 500 globally recognized art historians, philosophers and theorists; this encyclopedia provides coverage of historical accounts and critical discussions on the subject. This encyclopedia surveys the full breadth of critical thought on art, culture, and society; it is a comprehensive survey of major concepts, thinkers, and debates about the meaning, uses, and value of all the arts – from painting and sculpture to literature, music, theater, dance, television, film, and popular culture. Of special interest are in-depth surveys of Western aesthetics and broad coverage of non-Western traditions and theories of art.

The Concise Oxford Dictionary of Art Terms (Michael Clarke and Deborah Clarke) provides 1,800 entries on art terms, critical periods, and styles in the visual arts. Featuring clear definitions of movements and media, from Baroque to Minimalism, aquatint to raku, and canvas to Venetian glass, this publication provides succinct and accessible explanations of art terms.

3. How to access *Oxford Art Online*

To access *Oxford Art Online*:

- Go to the University of Wales [Online Library](#).
- Select *Art & Design* from the subject list.
- Go to the “Databases” tab and select *Oxford Art Online* (it will be easier to navigate back to the Online Library pages if you right-click and open the link in a new window or tab).
- If you have not already logged in, you will be prompted to enter your username and password (if you do not have a username and password, please see the [Using the Online Library](#) pages for more information about how to get log in details).
- If your log in details are correct, you will then be taken to the home page for *Oxford Art Online*.



Most of the information in *Oxford Art Online* is either classed as a bibliography, subject entry or image, and to find any of these you may either search or browse.

4. How to search

4.1. Basic search

There are two basic search boxes.

The one appears in the top right hand corner of all pages and it will search across all four publications or you can limit your search to *Grove Art Online* only.

Grove Art Online' and has a link for 'Advanced Search'."/>

The other one appears on the home page only, and allows for a search in a specific publication, or a search for an image.

Alternative Basic Search Box

To begin searching, enter one or more terms in either search boxes to find a bibliography, subject term, or image and click 'Search'. All results are displayed in a search results page.

4.2. Advanced search

There is a link to the advanced search screen from all the basic search boxes. This feature allows you to limit your search to a section of an article such as title, bibliographies and specific publications.

Advanced Search Box

There are four tabs available within advanced search:

- *Main Search*: searches a particular type of text (e.g. entry titles, bibliographies, contributors)
- *Image Search*: allows you to search all of the images in *Grove Art Online*, including links to images on other websites
- *Biography Search*: performs a detailed search on biography using details such as occupation, nationality, dates of birth or death
- *Bibliography Search*: finds publications by author/editor and/or year of publication

For each type of search you need to enter your search term(s) in the relevant field(s) and then click 'Search'.

5. Search results

A summary of the search terms appear at the top of the page, with the number of results found, and there is an option (drop-down box) to increase the number of results displayed.

Below this, the results are listed in the main part of the page.

Each result consists of the name of the article or image and following this in brackets it states whether it is a biography, subject term or image, and the name of the publication in which it was located.

The screenshot shows the Oxford Art Online search results page for the query 'picasso'. The page header includes navigation links like 'Home', 'About', and 'Subscriber Services'. The search bar at the top right contains the search term 'picasso' and a 'SEARCH' button. Below the search bar, the page title is 'Search results for 'picasso''.



On the left side, there is a panel for refining results. It includes a section 'Display results from:' with checkboxes for 'Grove Art Online', 'The Oxford Companion to Western Art', 'Encyclopedia of Aesthetics', and 'The Concise Oxford Dictionary of Art Terms'. Below this is a section 'Display results that are:' with checkboxes for 'Biographies', 'Subject Entries', and 'Images'. A 'Go' button is at the bottom of this panel.

The main content area shows the search results. It starts with 'Your search for 'search: picasso, source: The Oxford Companion to Western Art, Encyclopedia of Aesthetics, Grove Art Online' returned 36 results'. There is an 'Advanced search' link and a 'Refine your search' link. Below this is a 'Results Per Page' dropdown set to '25' and a 'Go' button. Navigation links include '« Previous page 1 | 2 | Next page »', 'Print', and 'Email'.


The search results are listed as follows:

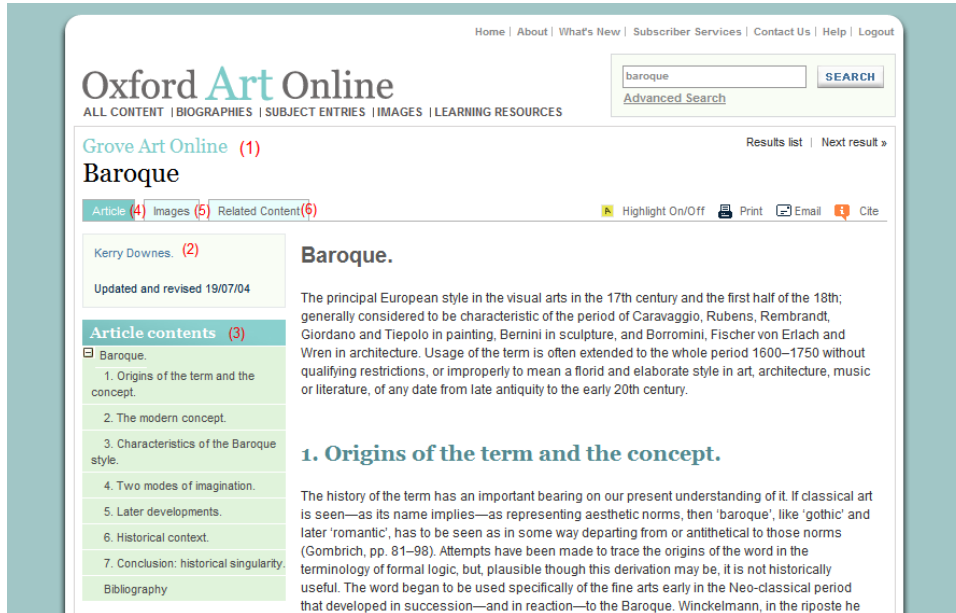
1. **Picasso, Pablo** (Biography)
Spanish painter, sculptor, draughtsman, printmaker, decorative artist and writer, active in France. He dominated 20th-century European art and was central in the...
Source: [Grove Art Online](#)
2. **Picasso, Pablo** (Biography)
Spanish artist. Born in Malaga to Maria Picasso y López and José Ruiz Blasco, an art teacher and minor painter, Picasso became the...
Source: [The Oxford Companion to Western Art](#)
3. **Picasso, Pablo** (Biography)
No body of work figures more prominently in histories of modern art than that of Pablo Picasso. And yet, no body of work...
Source: [Encyclopedia of Aesthetics](#)

Search Results Screen

You have the option to refine the results by limiting them to a particular publication and/or category using the panel on the left hand side of the page. Use the expand  and collapse  buttons to help you amend the search and then press 'Go'.



5.1. Articles

To view any of the results click the title of the article and it will be displayed in the main part of the screen. If you found it as the result of a search (as opposed to browsing), your search term is highlighted in the text. You can switch the highlighting off using this button:  Highlight On/Off



The screenshot shows the Oxford Art Online interface. At the top, there is a navigation bar with links for Home, About, What's New, Subscriber Services, Contact Us, Help, and Logout. Below this is the Oxford Art Online logo and a search bar containing the word 'baroque'. The search results show 'Grove Art Online (1)' and 'Baroque'. There are buttons for 'Article (4)', 'Images (5)', and 'Related Content (6)'. The article is by Kerry Downes, updated and revised 19/07/04. The article content is expanded, showing a table of contents with sections: 1. Origins of the term and the concept, 2. The modern concept, 3. Characteristics of the Baroque style, 4. Two modes of imagination, 5. Later developments, 6. Historical context, and 7. Conclusion: historical singularity. The main text of the article begins with 'The principal European style in the visual arts in the 17th century and the first half of the 18th; generally considered to be characteristic of the period of Caravaggio, Rubens, Rembrandt, Giordano and Tiepolo in painting, Bernini in sculpture, and Borromini, Fischer von Erlach and Wren in architecture. Usage of the term is often extended to the whole period 1600–1750 without qualifying restrictions, or improperly to mean a florid and elaborate style in art, architecture, music or literature, of any date from late antiquity to the early 20th century.'

For every article you will find the following information:

- (1) the source publication and the article's title
- (2) the author's name in *Grove Art Online*, the *Encyclopedia of Aesthetics*, and *The Oxford Companion to Western Art*
- (3) the table of contents, the section headings can be viewed by expanding and collapsing the  and  buttons, and you can jump to that section by clicking on it
- (4) the article tab contains the main text of the article
- (5) the image tab shows images related to and displayed in the article. The images are displayed as thumbnails and can be displayed in a separate window by clicking on it
- (6) the related content tab lists articles on the same subject and related to the subject.

5.2. Images

To view images related to and displayed in the article click on the Images Tab.

The screenshot shows the Oxford Art Online interface. At the top, there are navigation links: Home | About | What's New | Subscriber Services | Contact Us | Help | Logout. The main header features the 'Oxford Art Online' logo and a search bar containing the word 'baroque'. Below the search bar, there are links for 'ALL CONTENT | BIOGRAPHIES | SUBJECT ENTRIES | IMAGES | LEARNING RESOURCES'. The search results are displayed under the 'Grove Art Online' section for the term 'Baroque'. There are tabs for 'Article', 'Images', and 'Related Content', with 'Images' being the active tab. On the right, there are options for 'Results list', 'Next result', 'Print', 'Email', and 'Cite'. The main content area displays four image thumbnails with their respective captions:

- Gianlorenzo Bernini: Ecstasy of St Teresa**, marble, life-size, 1645–52 (Rome,....
- Gianlorenzo Bernini: Apollo and Daphne**, marble, h. 2.43 m, 1622–4...
- Gianlorenzo Bernini: David**, marble, 1623 (Rome, Galleria Borghese); photo credit...
- Gianlorenzo Bernini: Piazza S Pietro**, 1656–67, aerial view; Photo credit...

Image Results Screen

Click on one of the images to see further information about that image, including where it has been referenced within *Grove Art Online*.

The screenshot shows a 'Referenced by:' section with a list of related entries:

- [Algardi, Alessandro \(Biography\)](#)
- [Asam, §I: \(2\) Cosmas Damian Asam \(Biography\)](#)
- [Barocci, Federico \(Biography\)](#)
- [Baroque \(Subject Entry\)](#)
- [Bernini: \(2\) Gianlorenzo Bernini \(Biography\)](#)
- [Carmelite Order \(Subject Entry\)](#)
- [Christianity \(Subject Entry\)](#)
- [Erotic art \(Subject Entry\)](#)
- [Gentileschi: \(1\) Orazio Gentileschi \(Biography\)](#)
- [Gesamtkunstwerk \(Subject Entry\)](#)
- [Illusionism \(Subject Entry\)](#)
- [Italy, §IV: Sculpture \(Subject Entry\)](#)
- [Light \(Subject Entry\)](#)
- [Poussin, Nicolas \(Biography\)](#)
- [Roubiliac, Louis-François \(Biography\)](#)

At the bottom of the section, it says 'Image References'.

If you click on the image again, it will be displayed as an enlarged image in a new window.



6. Browse

Another way to view the material in *Oxford Art Online* is to browse the contents.

Below the *Oxford Art Online* logo is the browser bar.



There are several indexes to choose from. They list the material across all the source titles covered by our subscription.

- *All Content* lists all the articles
- *Biographies* lists the biographies only
- *Subject Entries* lists the non-biographical articles only
- *Images* list the images only
- *Learning Resources* links to additional resources:
 - *Abbreviations guide*: This is a list of *Grove Art Online* abbreviations, used for general terms, locations, periodical titles, and standard reference books and series.
 - *Timelines of World Art*: These have been designed to provide readers with an overview of significant moments in art history from all over the globe.
 - *Thematic Guides*: These are designed to highlight essays and biographies related to popular topics in the visual arts.

- *MoMA/Grove Art Lesson Plans*: Each learning unit includes lesson objectives, discussion topics, activities and projects, images, and suggested readings in *Grove Art Online* that relate to the lesson plans.

To open an index click on its name in the browser bar, e.g. Biographies.

The screenshot shows the Oxford Art Online website interface. At the top, there are navigation links: Home | About | What's New | Subscriber Services | Contact Us | Help | Logout. The main header reads "Oxford Art Online" with sub-links: ALL CONTENT | BIOGRAPHIES | SUBJECT ENTRIES | IMAGES | LEARNING RESOURCES. A search bar is located in the top right corner with a "SEARCH" button and a link to "Advanced Search".

On the left side, there are two search filters:

- Search biographies**: A search box with a "SEARCH" button and a link to "Advanced Search".
- Browse biographies from:** A section with a "GO" button and four categories:
 - Grove Art Online
 - The Oxford Companion to Western Art
 - Encyclopedia of Aesthetics
 - The Concise Oxford Dictionary of Art Terms

The main content area displays the following information:

- You are viewing all content with the following options applied: **'type: biography'** returned 23018 results
- Use the search box on the left to search biographies in Oxford Art Online or browse using the options below.
- Alphabetical navigation: A | B | C | D | E | F | G | H | I | J | K | L | M | N | O | P | Q | R | S | T | U | V | W | X | Y | Z | 0 |
- Go to: [input box] [GO]
- Next >
- A**
- [Aachen, Hans von](#) (Biography) Source: The Oxford Companion to Western Art
- [Aachen, Hans von](#) (Biography) Source: Grove Art Online
- [Aagaard Andersen, Gunnar](#) (Biography) Source: Grove Art Online
- [Aalto, Alvar](#) (Biography) Source: Grove Art Online

Below the screenshot is the caption: "Browse Biographies Screen"

The first page of the index is displayed, with the list of alphabetical sections across the top, and with this example biographies are displayed from all four publications.

Below this, the items are shown in alphabetical order by title. The item's category (e.g. Biography) is given in brackets and its source publication (e.g. *Grove Art Online*).

In the images index, images are ordered by the first letter of the caption, which most often begins with the first name of the artist or name of the work when the artist is unknown.

You can navigate the index in a number of ways:

- To move to the next or previous page, click the 'Next' or 'Previous' button at the top or bottom of the page
- To move to the start of an alphabetical section (e.g. articles beginning with T), click on its initial letter at the top of the page
- To move quickly to the part of the index that matches a particular word or part of a word, type it into the Go To box and click 'Go'.

To select an index item, click on it and it will be displayed in a separate window.






6.1. Browse specific publication

You may limit your browsing to one or more of the available publications, and you may browse any of the sections and subsections of *Grove Art Online*.

To limit your browsing to one or more specific source(s):

- Select the publications that you want to browse and click 'Go'
- To move quickly to the part of the index that matches a particular word or part of a word, type it into the Go To box and click 'Go'.

6.2. Browse *Grove Art Online*

To browse the topical sections of *Grove Art Online*, click on the title's adjacent  symbol to open out its sections. If a section contains further subsections it too is marked with a . Keep on opening subsections until you find what you want. When there are no further subsections to open the  changes to a . To close a section, click on its  symbol.

To limit your browsing to one or more of these sections, tick the checkbox of each of the sections you want. For example Geography (Spain), People (Artists, Architects and Craftsmen), and Time Periods (1900–2000). The articles list is updated to show only articles from the section(s) you have chosen.

7. Search Tips

- Enter your search terms in lower-case letters, unless you specifically want your search to take case into account. For example, entering conservatoire finds conservatoire and Conservatoire; however, entering Conservatoire will find Conservatoire *only*.
- You need not enter accented letters in order to find words that contain accents
- To find a phrase (.e.g. french realism), enter it in the search box surrounded by quotation marks ("french realism"). If you do not use quotation marks, the site will search for all articles containing both the words french AND realism, but not necessarily the two words together.
- Wildcards * and ? may be used to replace letters of which you are unsure. ? represents a single letter; for example, entering m?t will find mat and met. * may be used in place of one or more letters; for example, m*t will find mat and met, but also meet, meat, moat, mount, etc.
- Boolean operators allow you to combine more than one term in your search, and to find terms near one another. The available Boolean operators are **AND**, **OR**, **NOT**, and **NEAR**. Type them directly into the search box in capital letters between terms.

AND finds all your search terms (e.g. daisy **AND** flower)

OR finds any one or more of your search terms (e.g. daisy **OR** flower)

NOT excludes a search term from your search (e.g. daisy **NOT** flower)

NEAR finds terms within a few words of one another (e.g. daisy **NEAR** flower)

- Brackets can clarify a Boolean search, if you are using more than two search terms.

e.g. (daisy **OR** buttercup) **AND** flower

finds entries which contain the words daisy and flower and entries which contain the words buttercup and flower.

e.g. daisy **OR** (buttercup **AND** flower)


finds entries containing the word daisy or entries containing the words buttercup and flower.

8. Other features of *Oxford Art Online*


8.1. Cross-references

Many articles contain cross-references (highlighted in blue) either to another part of the same article or to another article from the same source title. Click on a cross-reference to follow it.


8.2. Printing

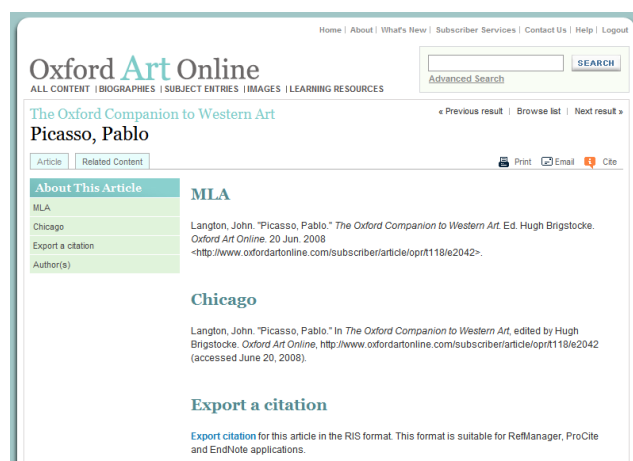
To print the current article, click  **Print** and the article will open in a new window in a printer-friendly format.

8.3. Sending an Email Link

To send an email link of the current article to someone else (regardless of whether they have an OAO subscription), click  **Email** and fill in the details as appropriate. The email will contain a link to the current article/results list only, which will be valid for the next two weeks.

8.4. Citing an Article

Click  **Cite** to view citation information for the current article in MLA and Chicago format. You can cut and paste either into your own work. This page also contains links to tools enabling you to export citations to personal citation management packages in the following formats: EndNote™, ProCite™, ReferenceManager™, and RefWorks™.



The screenshot shows the Oxford Art Online interface for the article 'Picasso, Pablo'. At the top, there is a navigation bar with links for Home, About, What's New, Subscriber Services, Contact Us, and Help | Logout. Below this is the Oxford Art Online logo and a search bar. The main content area is titled 'The Oxford Companion to Western Art' and 'Picasso, Pablo'. It features a navigation menu with 'Article' and 'Related Content' options, and a toolbar with 'Print', 'Email', and 'Cite' buttons. The 'Cite' button is highlighted. The page displays two citation formats: MLA and Chicago. The MLA citation is: Langton, John. "Picasso, Pablo." *The Oxford Companion to Western Art*. Ed. Hugh Brigstocke. Oxford Art Online. 20 Jun. 2008. <http://www.oxfordartonline.com/subscriber/article/opr118/e2042>. The Chicago citation is: Langton, John. "Picasso, Pablo." In *The Oxford Companion to Western Art*, edited by Hugh Brigstocke. Oxford Art Online. http://www.oxfordartonline.com/subscriber/article/opr118/e2042 (accessed June 20, 2008). Below the citations, there is an 'Export a citation' section with a note: 'Export citation for this article in the RIS format. This format is suitable for RefManager, ProCite and EndNote applications.'

Citation Screen

9. Help

On the top of every page there is a toolbar, and there is a link on this for further *Oxford Art Online* Help, which provides a detailed help section.



On the home page there is also a Find Out More section, which has a very useful Guided Tour.



If you require any further assistance using Oxford Art Online please contact the Online Library Librarian at library@wales.ac.uk.